

UNIVERSIDAD DE CANTABRIA



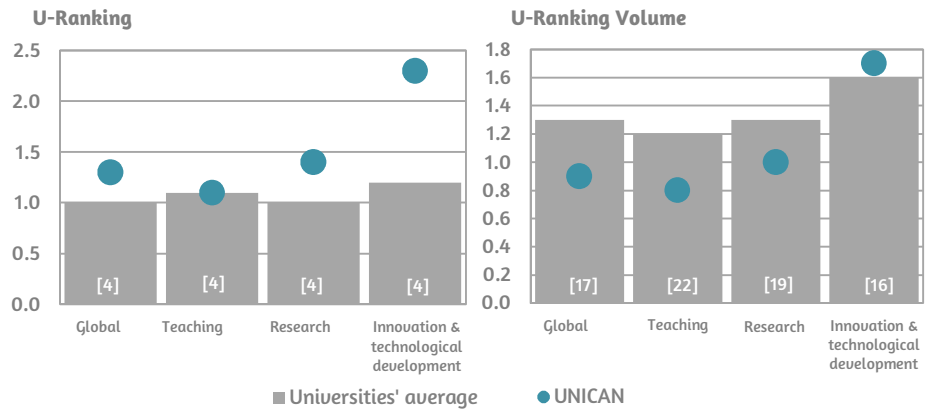
Year of foundation: 1972
 Type of ownership: Public
 Bachelor's degree students¹: 8,106
 Master's degree students¹: 1,075
 Faculty members¹: 1,226
 Administration and service staff¹: 597
 Budget²: 104,839,015€
 Bachelor's degrees³: 25
 Master's degrees³: 44

¹Course 2016-17; ²2015; ³Course 2017-18. Data refers only to centers belonging to the University. Master's degree data includes all centers. Source: Ministry of Education, Culture and Sport



U-Ranking 2018 performance and volume indices

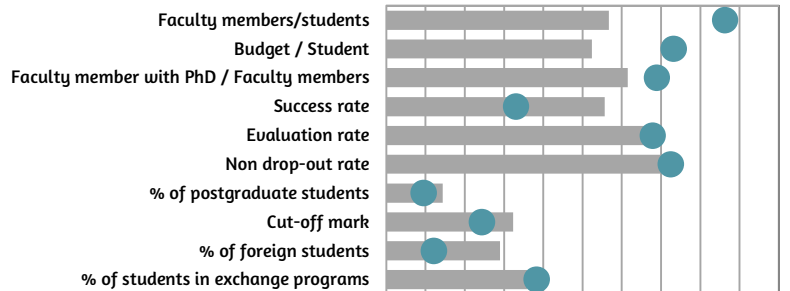
Index and position in the ranking between brackets



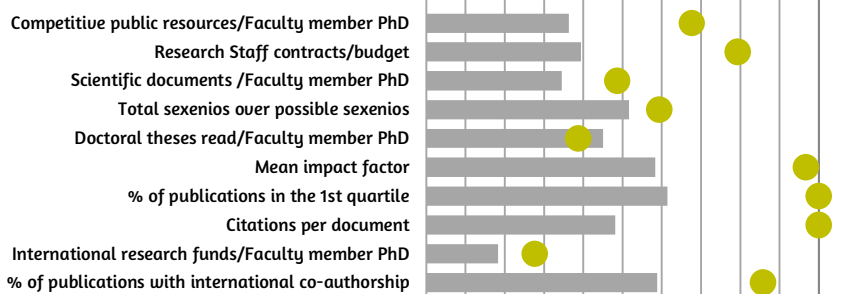
U-Ranking 2018 indicators

University with the minimum value=0; University with the maximum value=100

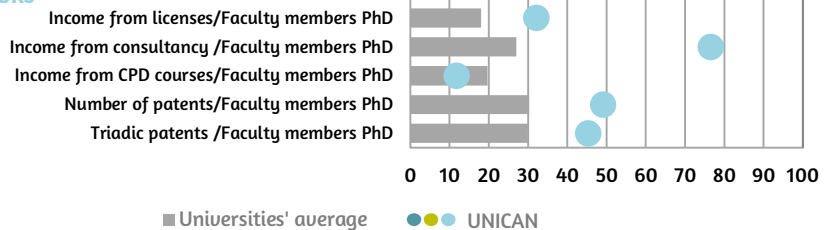
TEACHING INDICATORS



RESEARCH INDICATORS

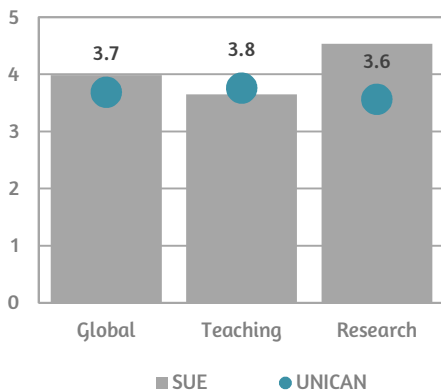


INNOVATION & TECHNOLOGICAL DEVELOPMENT INDICATORS



Annual average variation rate of university performance 2010-2016

Percentage



Please see www.u-ranking.es for methodological details on definition and calculation of the indicators and indices.