

# UNIVERSITAT POLITÈCNICA DE CATALUNYA



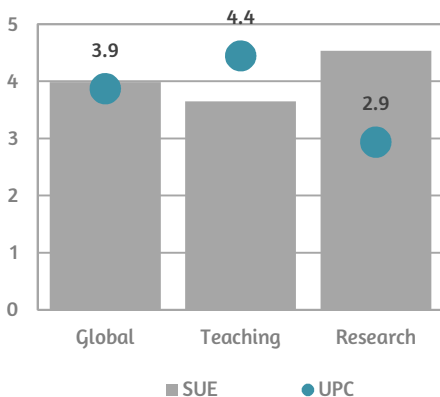
Year of foundation: 1971  
 Type of ownership: Public  
 Bachelor's degree students<sup>1</sup>: 21,698  
 Master's degree students<sup>1</sup>: 5,469  
 Faculty members<sup>1</sup>: 2,643  
 Administration and service staff<sup>1</sup>: 1,438  
 Budget<sup>2</sup>: 339,187,958€  
 Bachelor's degrees<sup>3</sup>: 46  
 Master's degrees<sup>3</sup>: 73

<sup>1</sup>Course 2016-17; <sup>2</sup>2015; <sup>3</sup>Course 2017-18. Data refers only to centers belonging to the University. Master's degree data includes all centers. Source: Ministry of Education, Culture and Sport



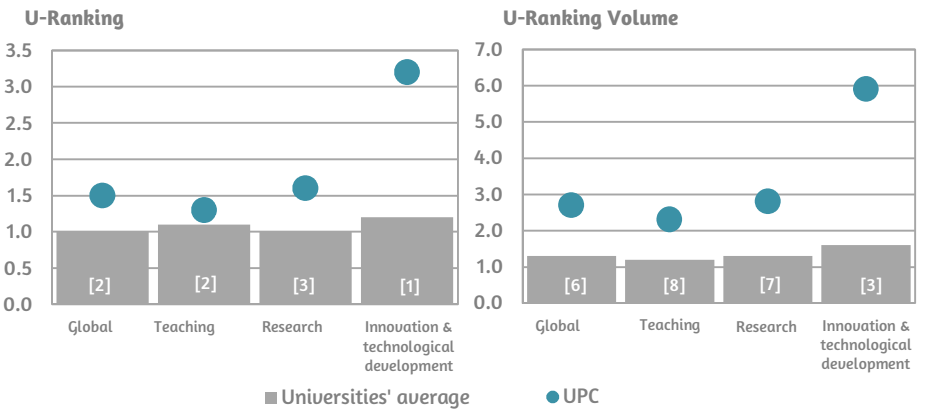
## Annual average variation rate of university performance 2010-2016

Percentage



## U-Ranking 2018 performance and volume indices

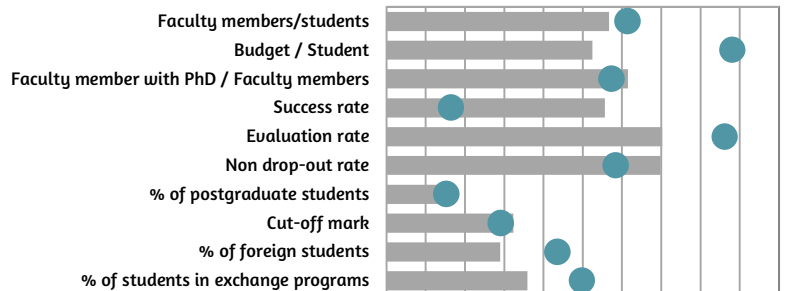
Index and position in the ranking between brackets



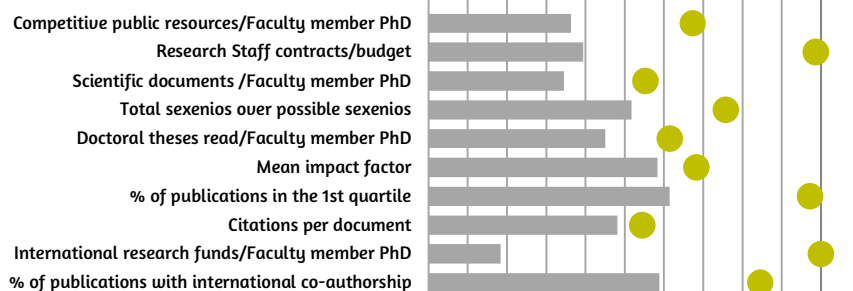
## U-Ranking 2018 indicators

University with the minimum value=0; University with the maximum value=100

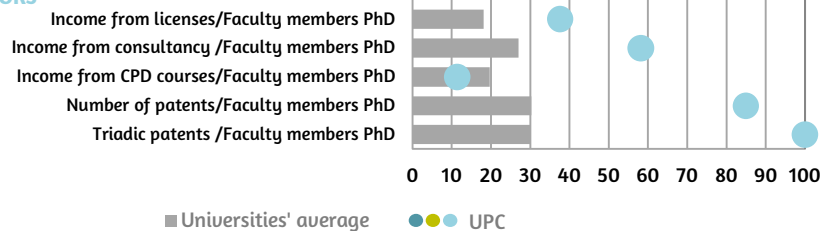
### TEACHING INDICATORS



### RESEARCH INDICATORS



### INNOVATION & TECHNOLOGICAL DEVELOPMENT INDICATORS



Please see [www.u-ranking.es](http://www.u-ranking.es) for methodological details on definition and calculation of the indicators and indices.