

UNIVERSIDAD POLITÉCNICA DE MADRID



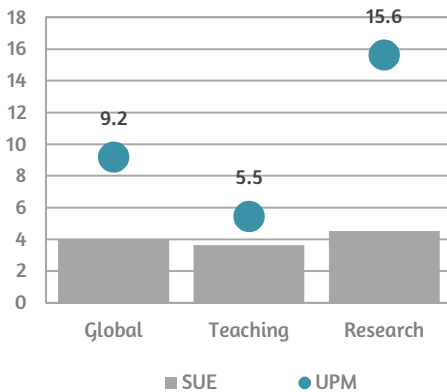
Year of foundation: 1971
 Type of ownership: Public
 Bachelor's degree students¹: 31,157
 Master's degree students¹: 4,948
 Faculty members¹: 2,911
 Administration and service staff¹: 1,887
 Budget²: 312,630,677€
 Bachelor's degrees³: 50
 Master's degrees³: 78

¹Course 2016-17; ²2015; ³Course 2017-18. Data refers only to centers belonging to the University. Master's degree data includes all centers. Source: Ministry of Education, Culture and Sport



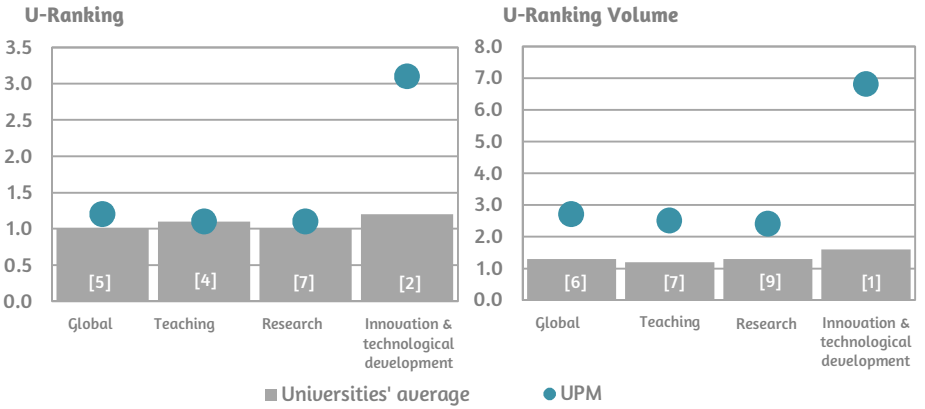
Annual average variation rate of university performance 2010-2016

Percentage



U-Ranking 2018 performance and volume indices

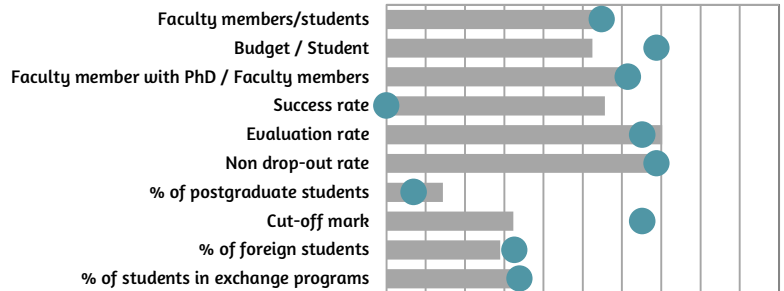
Index and position in the ranking between brackets



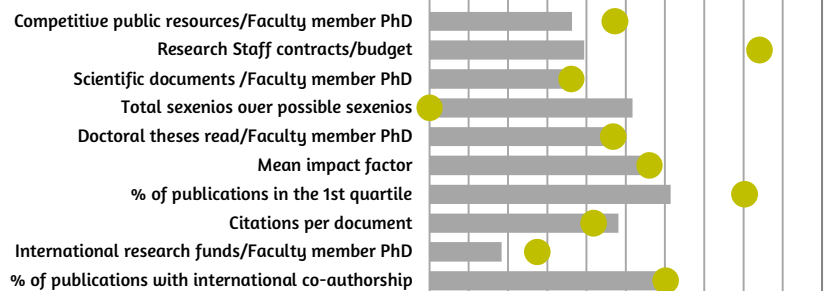
U-Ranking 2018 indicators

University with the minimum value=0; University with the maximum value=100

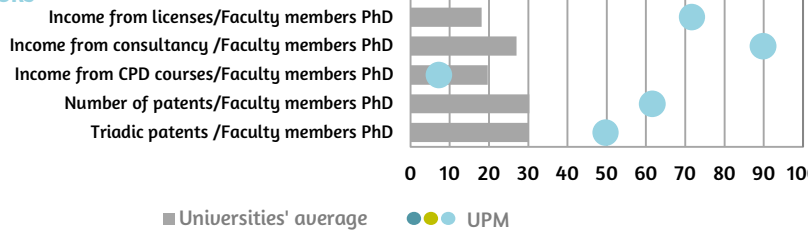
TEACHING INDICATORS



RESEARCH INDICATORS



INNOVATION & TECHNOLOGICAL DEVELOPMENT INDICATORS



Please see www.u-ranking.es for methodological details on definition and calculation of the indicators and indices.